

APRIL 2019 VISIONING - DRAFT

WEST PERRY BRANCH

INDIANAPOLIS PUBLIC LIBRARY






TABLE OF CONTENTS

Mind Breaking Session

Building Styles

World Cafe Session



AGENDA

1. Introduction (10 minutes)
2. Mind-Breaking (50 minutes)
Plot & Placement (2 minutes)
Review & Discussion (5 minutes)
3. Building Styles (15 minutes)
Review & Discussion (5 minutes)
4. Closing (10 minutes)

MIND BREAKING

In this session, we presented a wide variety of images of library spaces from around the world. The images were selected to spark ideas about the possibilities for a new West Perry Branch Library and to demonstrate changes, trends, and new service ideas for public libraries.

While viewing the images, participants were each given a Post-It note pad and marker to jot down what they liked or didn't like from the array of photos throughout the presentation. Each "like" or "dislike" was written on an individual note. At the end of the presentation, participants placed each of their "like" and "dislike" notes on sheets placed around the room titled with categories corresponding to the presentation. Some of these categories include: entry experience, seating, technology, children's & teen areas, meeting and collaborative spaces, etc.

This process allows our team to gather a large amount of great input in a concentrated period of time. Each of the "likes" and "dislikes" is listed in this section, organized by category, and noting the frequency of each response.

Mentioned 1 time



Mentioned 2-4 times



Mentioned 5-9 times



Mentioned 10+ times



MIND BREAKING SESSION

ENTRY EXPERIENCE | like

- Using carpet and display shelving to create a path x11
- Bright / natural light x10
- Directional signage x9
- 24/7 vestibule / pickup lockers / check-out x9
- Exterior book drop in general x8
- Open layout / airy feel x8
- Book vending machine x8
- After-hours lockers x8
- Views to outdoors / windows x5
- High ceiling x5
- Exterior book drop near entry x4
- Curved path x4
- Clean lines x3
- Glass walls x3
- Drive thru book drop off x3
- Self-checkout x3
- Dark wood tones x2
- “Through the library view” of the outdoors with glass x2
- Curved archway to children’s area – whimsical and inviting x2
- Open glass (we get so little sun in winter!) x2
- Check-out at front / near the entry x2
- Open views to all areas from entry x2
- Self-checkout near entrance x2
- New Materials near the entry x2
- New materials on display
- Flat screens on wall
- Mobile display for reconfiguration
- Light wood tones
- Uncluttered “spine” for easy flow
- Self-checkout kiosks not crowded
- Dark carpet bright walls light wood
- Flat screen outside with library info
- Comfy seating
- Book vending is weird but kids really love it
- Circle sculptures form ceiling
- Glass walls for dividing areas
- Homey feel
- Skylights
- Info screen over book returns
- Wood plank ceiling
- Straight shot
- Prominent book display
- New technology
- Prominent desk / service point
- Caged children’s area
- Lockers (life-changing for working parents)
- Well lighted

MIND BREAKING SESSION

ENTRY EXPERIENCE | dislike

- Book vending x4
- Super high ceilings x3
- Very bright colors x3
- Arch for children's area
- Computer stand/bookshelf combos: computer users blocking access to books
- Store front with circular signs up high
- Mobile displays too much going on, distracting
- Straight shot entry way
- Don't like overly busy entry – prefer more streamline
- Prefer dark wood over light wood
- Dislike 90 degree walkways
- Dark wood
- Industrial feel
- Don't like technology right at the entry
- Mixed patterns
- After hours lockers
- Storefront is too busy
- Computers at entrance and “business”
- Traditional entrance
- Interior glass walls
- Low ceiling
- Busy flooring

MIND BREAKING SESSION

SEATING AREAS & CAFE | like

- Fireplace seating area x17
- Semi-private study areas / nooks x17
- Booth seating x13
- Tables w/ power source x8
- Bar-style counter top seating x7
- Glass enclosed reading area x7
- Seating along windows x6
- Seating in small cubicles / modules x6
- Wood partitions for privacy along windows x5
- Love individual seating nook with ottoman x5
- Comfortable lounge seating in reading area x5
- Staffed cafe x4
- Homey table / study area x3
- Residential feel x3
- Face-out book placement x3
- Bar seating facing windows x3
- Study areas in general x3
- Love Café – a place to eat and drink x3
- Vending machines x3
- Would be nice to have a vending cafe with healthy choices x3
- Adult seating in children's area x3
- Bright colors x3
- No walls to block views x3
- Plenty of tables x2
- Windows floor to ceiling x2
- Open concept layout
- Dark wood
- Lighting above so easy to read
- Mobile seats in children's area
- “Blue” vending area
- Movable seating
- Bar-style counter top seating with outlets
- Teens love booth seating with high backs, outlets
- Would love to see comfy hearth seating for kits
- Circular light fixtures
- Privacy options for seating
- Have enough chairs so can always find one
- Swivel chairs nice
- Love wood accents throughout
- Like the vibrant jewel tones – magenta purple – like it for adult!
- Natural light
- Bar height counter with vending behind
- Love having both quiet and loud seating spots
- Rocking chairs in children's area
- Cafe area with tables
- Café and vending
- Small stools for kids on large rug
- Different and book theme sitting
- Carpeting not wood – noise reduction
- Like a lot of study areas
- Like well lit study and reading area
- Small group areas
- Desktop / student desk
- Neutral calming colors
- Tables and chairs
- Fun furniture
- The big door and kids' area
- Sky lights
- Curved benches

MIND BREAKING SESSION

- Need more study areas for groups - middle school / high school / private school students
- Colorful furniture
- Egg shaped chairs
- Nice wood doors and windows
- Need to be sure work areas (desks) work for right and left handed people
- Quiet reading area
- Noise control panels
- Multiple power charging areas

SEATING AREAS & CAFE | dislike

- **Booth seating x10**
- **Linear bench seating x4**
- **Fireplace x3**
- **Private nook / study area x3**
- **Bar stool height chairs x3**
- **Modular / cubicle seating x2**
- **Modern furniture style x2**
- **I don't love the vending machine idea x2**
- **Retro look x2**
- **Curved seating x2**
- Glass walls for study nook separators
- Blue carpet
- Carpet in café area
- 2-tiered seating not great for adult (maybe teen)
- Café
- Study area
- Dislike nooks and other single occupant seating areas, too atomizing, isolating, inconsistent with community spirit of the library
- Red couches in children's area
- Trendy "fun" furniture
- Hard floors – too noisy
- High back booth
- Dislike all tables and seating by large windows
- Weird type chairs
- Kids stools
- Uncomfortable chairs
- Vending café
- Rolling chairs
- Mid-century styles

MIND BREAKING SESSION

BOOK BROWSING | like

- Lower shelving x12
- Face-out book display x11
- Low shelves and seating combo / Neighborhoods x10
- Touch-screen PAC station x9
- Traditional rows of bookshelves, find books by Dewey x8
- Lit shelves x8
- Mobile book displays x7
- Curved shelves x5
- Grouping books by topic x5
- Book store tables x4
- Mobile shelving x3
- Curved, lighted shelves x3
- Windows / natural light x3
- Tree / timber columns x3
- Reading nooks x3
- Different heights of book stacks (mixture) x3
- Curved kids shelving x2
- Face out and spine out combination display x2
- Wood shelving x2
- Nesting displays x2
- Like the large windows and lower shelves so that the light is throughout the library x2
- Themed areas
- Light, bright
- I usually look for holds first because I reserve materials online
- New materials display
- Like the colored signs on the shelves
- Dewey decimal system
- Book browsing like quiet area as long as not over taken by teens
- Private study area in the stacks
- Medium to dark wood
- Big wall shelves
- Black shelves – books look bright
- Good lighting is important
- Light wood
- Seating with windows and book shelves
- Like the medium blue and green colors (bright yet soothing)
- Face out display especially in children's section
- Browse books in collection area
- Wooden mobile display

MIND BREAKING SESSION

Book Browsing | dislike

- Low shelving x3
- Tree columns x3
- Bookstore concept x3
- Light-up shelves x3
- Perimeter wall shelving only x3
- Undulating ceiling x2
- Mobile display x2
- Touchscreen catalog – ok, but needs keyboard x2
- Books on the floor
- Bookstore concept, low shelves as primary (no hunching/squatting required please)
- Excessive face-out displays
- Pyramid displays – gets messy
- Children's curve shelves
- Bookstore tables
- Curved shelves
- Do not like the black shelving running along perimeter
- Barnes Noble display too much work to maintain
- Brown ceiling
- Organization / finding seems difficult
- Private area – good for archive, not for public – too crowded claustrophobic
- Very high shelves

MIND BREAKING SESSION

CHILDREN'S AREA | like

- Enclosed children's area / acoustical separation x26
- Mobile furniture / shelving for programming / flexibility x10
- Honeycomb nooks x9
- Fun / bright colors x9
- Defined / fun entrance to children's area x8
- Interactive play/learn components x8
- Children in separate designated area x5
- Graphics that appeal / tree graphic x4
- Seating for child with adult to read together x3
- Giant chess set or game area x2
- Kid size furniture x2
- Like giant letters x2
- Themed children's area x2
- Love the nature display
- Fun
- Windows
- Fun paintings
- Quiet toys
- Nice – colorful! Like open screen
- Area for a changing exhibit
- End panel displays
- Nice to see a little “stage” similar to Barnes & Nobles Greenwood
- Teen area Jr area fiction
- Computers and tech side by side
- Book themes in furniture / displays
- Like many parents ‘ child seating areas for parent to read to young child
- Make it large enough that families don't crowd on top of each other
- Would like to see play area similar to Greenwood public library (great for cold winter indoor days)
- Love the purple furniture
- Love things to play with beyond books
- Built-in bench area
- Art ideas
- Displays on end panels
- Creative kid scale entrance portal
- Kid scale toilets like children's museum
- Browsing boxes shelves face out – good for kids – maybe hard to find a particular item
- Low shelves for children would be nice
- Aesthetic demarcation of kid's area
- Displays / info boxes on shelf end pieces
- Good light – flexible space
- Yes to built in bench
- Yes to modern vintage designs
- Like quiet enhancements with good sight lines
- Love rooms within the children's area for programs

MIND BREAKING SESSION

- Different carpeting
- Disco ball
- Seating for both kids and adults

CHILDREN'S AREA | dislike

- Letters of alphabet x3
- Alice in Wonderland theme x2
- Climbing structures x2
- Large chess set
- Murals
- Open areas with just little walls as marking space
- Don't like theme in kid's area but interactive is good if safe
- Honeycomb
- Exit to outside (except for emergencies) should only open to main library
- Too bright colors
- Shelving that only shows spine
- Sharp corners / dangerous
- Excess of computers in kids area
- Primary colors for children's
- I think shelving should be fixed – furniture ok to be mobile
- Don't like open area
- Kids chairs on casters?
- Bench seating
- Secluded from rest of library
- Library is not a playground

MIND BREAKING SESSION

TEEN AREA | like

- Study nooks x14
- Large screen / movie / gaming area x9
- Mobile furniture x8
- Central gathering area x7
- Compatible for adult use also x6
- Virtual reality x5
- Dry erase boards for discussing group projects x5
- Egg chairs with ottomans x5
- Big table x4
- Technology / computer access x3
- Separate but flexible is good x3
- Combination of book shelves and computers x3
- Power! x2
- Group gaming area x2
- Enclosed teen area x2
- Labeled shelves
- Table seating with whiteboards
- Perimeter entry nice
- Gaming table
- Soft, calm colors
- Windows
- Group seating
- Couches as opposed to singular chairs
- Like the combo book and study area
- Fixed gaming with perimeter shelving
- Good lighting / skylights
- Computer tables
- Go for comfortable seating with ottomans
- VR for education

- Bright colors
- Weird bench seating
- Lots of seating
- Super bright colors
- Cool book / desk combo area
- Perimeter shelving
- Bookshelf / study area
- Openness with acoustics
- Call area for “young adults” not “teens”
- Like combination work area and book shelves
- Big teen space
- Like modern teen seating

TEEN AREA | dislike

- Gaming in general x6
- Big screen too distracting x3
- Social gathering area
- Gaming computers
- Neon colors with purple – need mature colors
- TV screen ok for movies, but not gaming. Have library be off the grid space
- Book and computer mix
- Probably few or time limit game consoles or will monopolize like they do now at Southport
- Nooks
- Egg chairs x2
- Don't like teen as multipurpose. They deserve their own area
- Couches not a great idea
- Modern / futuristic seats orange red tile and furniture
- Lime Green
- Virtual Reality devices

MIND BREAKING SESSION

TECHNOLOGY | like

- Recording studio / music room / filming studio x12
- Maker spaces x10
- Powered furniture x9
- Computer classroom that can be closed off if needed x8
- Access to power x7
- ipad / tablet lending x7
- Portable charging towers x5
- Side by side computers in rows x4
- Extra space on table with computer x3
- Grouped computers x3
- Separate technology area x3
- 3-sided desk x2
- Public speaking rooms x2
- Computers placed where staff can watch
- Like wall in between computer rows
- Like source of power
- Available technology
- Dual use space
- Editing space
- Available presentation tools
- Flexible arrangements
- Central trough power
- Collaborative room
- If possible, a little more privacy
- Need a lot of computers for use by students
- Podcast / vlog space
- “Technology center” in its own closed off space
- Swivel chairs
- Show all the different covers to book that is looked up

- 3D printer x2
- Chairs with wheels by computers
- Maybe new tech like VR
- Anything and everything that attracts people to the library
- Individual work space
- Collaborative seating
- Its nice to have space between computers for paper and people to help
- Flexible power under floor
- Tables with dividers for some privacy
- Side by side computers with low wall behind
- Classroom in general as well as for computers
- Sit to stand furniture
- Ambient music / noise
- Private computer area
- Desk areas to plug in laptop in and work at a desk (co-working space)
- Wifi reaches everywhere
- Studios great for school projects
- Excellent Wi-Fi

TECHNOLOGY | dislike

- Side by side seating at computer stations - lack of privacy

MIND BREAKING SESSION

MEETING & COLLABORATIVE SPACES | like

- Glass study rooms x9
- Study rooms with reservation software x9
- Outdoor seating x9
- Black Box theater x6
- Garage door style meeting room wall x6
- Like multi-size meeting rooms (use as one large room or break into two rooms) x6
- Study rooms / tutoring space x6
- Enclosed booth area x3
- Booth area with flat screen x3
- Room within a room with screen x2
- Whiteboard walls x2
- Mobile furniture in meeting room x2
- Be sure it is flexible with a kitchen area x2
- Study rooms
- Open-air room with seating
- Enclosed booth area
- Storage area
- Enclosed (not like Southport)
- Digital reservation system
- White board / smart board
- Longer room that can be partitioned
- Both quiet and loud areas (not like Southport)
- Meeting rooms / program rooms needed
- Small group study areas
- Room for meeting with +/- 10 people
- Big meeting room
- Like the modular
- Space for film screenings

- Outdoor accessible spaces
- Booth areas
- Lots of rooms
- Like visible but enclosed
- Viewing space and group work
- Like the presentation area
- Meeting room for 25 people would be used a lot
- Multipurpose spaces
- Enclosed spaces
- Power in study areas
- Want conference room; more than one to reserve
- Lots of classrooms to offer lots of classes in many topics for children and adults
- Lecture auditorium

MEETING & COLLABORATIVE SPACES | dislike

- Garage doors x2
- Wall window
- Glass enclosed study rooms in middle
- “Man in the glass booth” style
- Meeting room aesthetic
- Tiered seating booths with TV
- Totally enclosed no natural light
- Circle set up
- All glass walls – poor sound quality / blocking
- Large pieces of community seating
- Booth seating

MIND BREAKING SESSION

SERVICE POINTS | like

- Drive-up book return x21
- Side-by-side service point is a nice idea x12
- Drive-up service window x7
- Clearly identified service points / signage x4
- Traditional check-out x3
- Traditional service point x3
- Mobile desk x2
- Service point at front entrance x2
- Signage at door x2
- Dual screen service point
- I like to have librarian share screen with patron
- Easy accessibility
- Wood service point
- Like fixed point rather than mobile, doesn't have to be huge, but not tiny either
- Bellevue public library example
- Smaller service point
- Book vending machines
- Like service area that is traditional with work area for staff
- Like traditional last slide
- Traditional entry /service areas
- Bright colors
- 360 degree view from desk

SERVICE POINTS | dislike

- Cartoon style "ask us" signs
- Mobile service point
- Big bright signs
- Side by side – security for librarians
- Service desk in back
- Service in the middle

MIND BREAKING SESSION

OUTDOOR AREAS | like

- Roof top patio with screen x16
- Courtyard x11
- Living roof / grass roof x7
- Reading garden x6
- Shaded space x5
- Bench seating x5
- Outdoor seating in general x5
- Movie screen in general x4
- Balcony x4
- Green space x3
- Tables with umbrellas x2
- Seating at entry x2
- Storytime space for kids x2
- Courtyard with tree
- I like the shaded areas, but would prefer more natural colors
- Love the reading garden with children's tiles also the idea of building around the existing nature
- Outdoor garden
- Seating in front of entrances
- Shading devices x3
- Comfy seats
- Rooftop and outdoor garden
- Would be nice to have an outdoor classroom work with K.I.B
- We definitely want some kind of outdoor seating – please
- Umbrellas to block sunlight
- Outdoor seating with shade
- Entry close to parking
- Entrance plaza
- Ample parking and multiple points of access

- Communal outdoor space
- Outdoor deck
- Patio furniture
- Tiles and garden lovely
- Red tables & umbrellas
- Wood tables more than metal
- Colorful benches
- Multiple spaces
- Fire pit outside
- Big outdoor space
- Children's garden area and enclosed area
- Some type of garden
- Some type of green space
- Flora
- Garden design by kids
- Garden entry
- Colors
- Like all things green – LEED certified?
- Love seating with power
- Lit sculpture

OUTDOOR AREAS | dislike

- Paved over aesthetic “suburban mall design”
- Outdoor area could be noisy because of traffic
- Window bench seating
- Outdoor space too limited by weather
- Bright colors
- Outdoor flat entrance area

MIND BREAKING SESSION

ADDITIONAL COMMENTS | like


- Pickup lockers
- Fireplace with lounge seating
- Vending machines and café area seating
- Perry history
- Local artists
- Outdoor gathering spaces
- If location is mid-block what is being planned for safe pedestrian access?
- Need support for pedestrian and bicycle customers
- Local art on display
- Traditional seating
- Keep simple
- Rectilinear
- Sustainable
- Approach net zero
- A play area similar to the Greenwood Public Library
- Conference rooms
- Water fountains
- Natural light
- Would love bike rack and walking trails
- Lots of easy, close parking
- Drive thru for reserved books or returns
- Multimedia screening area

- Starbucks
- More than one entrance
- Bright colors
- Open concept
- To the city – hope we can get walk/bike paths from Southport /135 down to the library
- Safe pedestrian class
- Plan for walkers and bicyclists
- Work with city for pedestrian enhancement and safety
- Is location at controlled intersection?
- Please make sure parents can be within eyesight of their kids – in both fiction and nonfiction kids areas
- Would like to see areas for children to play without technology
- Bicycle and walking trails
- Mobile display
- Windows

ADDITIONAL COMMENTS | dislike

- Please do not put low computers in children's area
- No furniture sit to stand?

MERIDIAN WOODS
Park
AREA PATROLLED NO SOLICITING



No Smoking


BUILDING STYLES

Our team assembled an array of 40 images depicting a variety of exterior building styles and building forms. The images demonstrated a variety of building materials and ranged from traditional to contemporary and everything in between.

Participants placed “dot” stickers on the images they liked and thought would be a good fit for the West Perry community. These images are shown on the following pages along with the “dots” they received.



0 Selections



4 Selections



5 Selections



2 Selections



1 Selection



2 Selections



1 Selection



0 Selections



10 Selections



0 Selections



5 Selections



2 Selections



7 Selections




15 Selections



13 Selections



6 Selections



2 Selections



0 Selections



8 Selections



3 Selections





1 Selection



11 Selections



2 Selections



12 Selections



1 Selection



4 Selections



3 Selections




1 Selection



1 Selection



15 Selections





11 Selections



1 Selection



0 Selections




6 Selections



3 Selections



18 Selections



1 Selection



4 Selections



16 Selections



2 Selections



WORLD CAFE

WORLD CAFE

This approach works well in a large group setting where questions are placed at tables around the room and attendees are given 10 minutes to respond to the questions at each table.

After the 10 minutes expires, attendees move to a different table forming a new group of people. As the group rotates from table to table the responses are posted around the room for attendees to review at the end of the session.

This active and engaging session encourages participants to interact and share ideas with people they may not see regularly or may not have previously met.

The following questions were asked during this session:

1. What should you see when you first walk into the Library?
 - How should the space feel?
2. What are the top priorities for a new library building?
3. What have you seen other places that would be nice to have in this Library? Maybe things you've seen at other libraries. Maybe ideas borrowed from retail / museum / hospitality / educational spaces.
4. Are there other libraries or bookstores that you like to visit? If so, please tell us more about what these places are and why you like them
5. How can the Library get more people to walk through the doors?
 - What can the Library do to become your favorite place to visit?
6. What types of spaces would you like the library to provide? What is missing in the current Southport Library or other branches that you visit?
7. What do you think is most important about a library?
8. What new programs, services and technologies would you like to have at the new West Perry Branch?
9. Are there any online services that you use for reading books or streaming content? If so, which services do you like to use? Is there a particular reason why?

WORLD CAFE

WORLD CAFE



{ We enjoyed working with you }
during this exciting process }

***GREAT IDEAS PROVIDED BY
THE COMMUNITY***



SCHMIDT
ASSOCIATES

HBM ARCHITECTS
INTERIOR DESIGNERS

